

Quick Build



PRO™

PROFESSIONAL SCREWS



225 Elm Ave
Galt, Ca 95632
bmdusa.com

BMD
Building Material Distributors, Inc.
An Employee Owned Company

Head and Thread types



COARSE THREADS



TWIN THREADS



TAPPING THREADS



BOX THREADS



HIGH-LOW THREADS



FLAT HEAD



FLAT HEAD WITH NIBS



RIBBED FLAT HEAD



BUGLE HEAD



TRUSS HEAD



MODIFIED TRUSS HEAD



CAP HEAD



RIBBED WAFER HEAD



TRIM HEAD



TRIM HEAD WITH NIBS



PANCAKE HEAD



ULTRA LOW PROFILE PANCAKE HEAD



PAN HEAD



FLAT PAN HEAD



HEX WASHER HEAD



WASHER HEAD



SHARP POINT



TYPE 17 POINT



PADDLE POINT



DRILL POINT



DRILL POINT WITH WINGS



PILOT POINT



Coatings ASTM B117

- Two major types of coating tests:

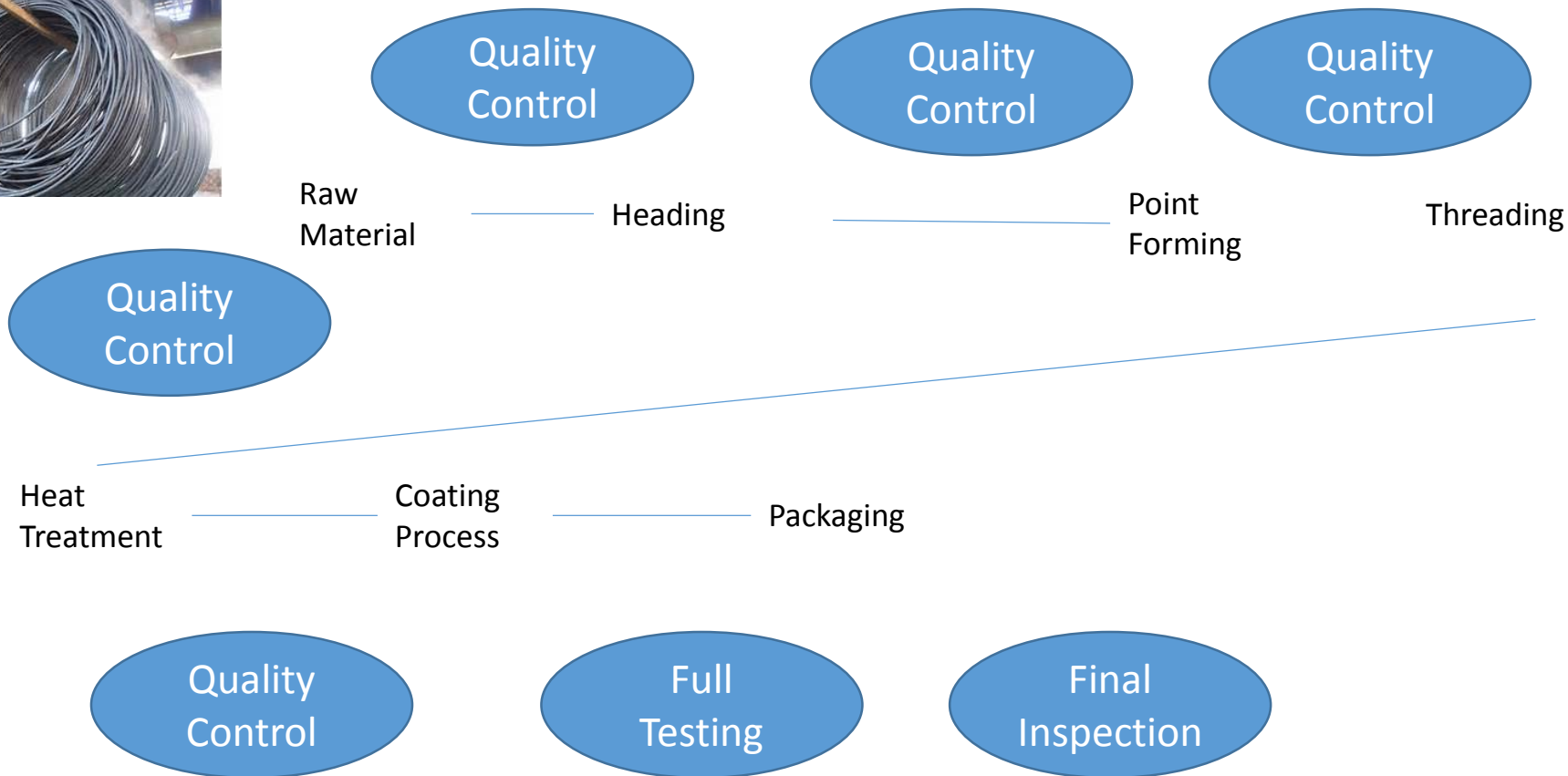
SST – Salt Spray Test – screws are placed in a container and a salt solution is sprayed on the screws for a number of hours, checking on schedule times for the presence of red rust

Kesternick – Screws are placed in a container and sprayed with a salt solution dried in a heated environment then re sprayed starting a new cycle

- **Phosphate** – grey and black, internal applications, low corrosive protection 24 hour, 48 hour & 96 hour
- **Zinc** – Clear and yellow, internal applications, low corrosive protection; 24 hour, 48 hour & 96 hour
- **E-Coat** – Electrical current is passed through a “bath” bonding with the steel, high corrosive protection; 250, 500, 1,000 & 1,500 hours
- **Dip Spin Coatings** – products are dipped into a bath and spun, dipped again for longer life; 250 hour, 500 hours, 1,000 hours



Manufacturing Process





What makes a good screw?

Deep Recess to prevents wobbling

Threads designed for increased holding power

Core steel tested to exceed industry standards

Cutting threads deliver smooth entry

Strong coating to prevent rust

Exceeds all ASTM requirements

Sharp points for easy penetration





Manufacturing Process

- Steel bars are turned into 5.5 mm coils
- Coils are “pulled” to the exact diameter
 - 2.7, 2.65, 2.62 are common
- Headed
- Point forming/Type 17/Wings
- Threading
- Heat Treatment Coatings





What certifications do our screws have?

- SAEJ78 – Dimensional specifications and performance requirements
- ASTM C1002 – attaching Gypsum to steel studs less than 0.033 or 0.84mm thick
- ASTM C954 – Attaching steel studs with 0.033/0.84mm to 0.112/2.84mm thicknesses
- ISO 14001 – Environmental management system to reduce impact and increase efficiencies
- ISO 9001 – Quality management system that is audited by 3rd parties to certify compliance
- ASTM C1513 – Attaching Gypsum to steel studs with drill screws
- B117 – Salt Spray requirements



Testing Implemented

Tension

Profile

Torque

Bending

Penetration
Speed

Cutting

Mounting
Press

Grinding

Hardness

X-Ray

Salt
Spray

Inspection
Report



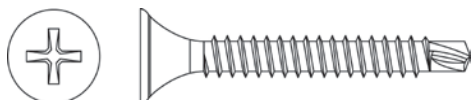
BUGLE HEAD Sharp

Attaches gypsum board to 25-20 ga. steel. Unique Bugle head eliminates paper burrs.

No. 2 Phillips recess

Fine and Coarse thread

Coating: Gray phosphate



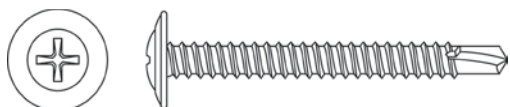
BUGLE HEAD Drill

Attaches gypsum, insulation board, wood, etc. to metal studs 20-14 ga.

No. 2 Phillips recess

Bugle head, drill point

Coating: Gray phosphate or clear zinc



WAFER HEAD

Attaches cement board to wood and steel. With .40 diameter head

Interior and Exterior Coating



No. 2 Phillips recess

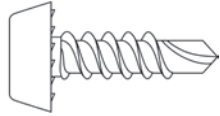
Flat wafer head, high-low thread or drill point

Interior and Exterior Coating



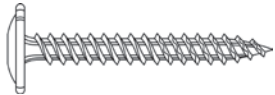
Laminator

No. 10 gauge, coarse thread screw used for fastening one layer of drywall to another. . .and a whole lot more. Also used for interior wood projects where shear strength is important.




Pan Head Driller

Self-drilling framing screws used in heavy gauge metal to metal applications where high torque is required.



Wafer Head Sharp

Used for light gauge metal applications where low profile head exposure is desired into metal (25-20 ga.), wafer head provides greater bearing surface.



Wafer head, drill point

Framing screws for heavy gauge metal applications. Wafer head provides a greater bearing surface than Pan or Hex Drillers, with a low-profile head exposure. For 14 - 20 gauge steel.



Trim Head Screw

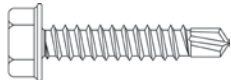


Used to attach wood, metal or plastic trim to light gauge metal or wood. Sharp point means quick and easy penetration while the smaller, less noticeable head provides a finished look.



Flat Head with Nibs Type 17

Exterior coated fasteners are designed for pressure treated lumber applications and for all outdoor wood construction for decking, patios, lawn furniture, window boxes, etc.




Hex Head framing screw

Used in heavy gauge metal to metal applications where high torque is required.



Flat Head Winged Driller

For attaching 1" or thicker plywood to 12 - 20 gauge metal. 24 Threads per inch #3 drill point Flat head provides a flush finish on plywood.



Cement Board Driller

Cementitious boards make it difficult for the screw head to seat properly. "reamer nibs" under the .362 diameter head to ease countersinking and leave smooth clean edges. Proper depth setting is paramount in this application.



Cement Board Sharp

For attaching Cement Board and panels to wood or steel framing for interior applications.